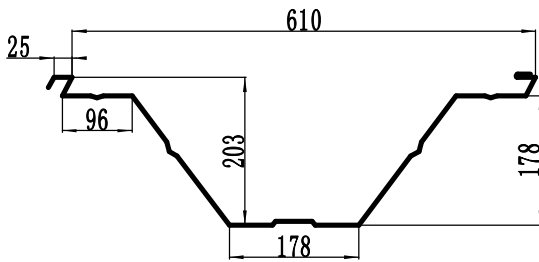
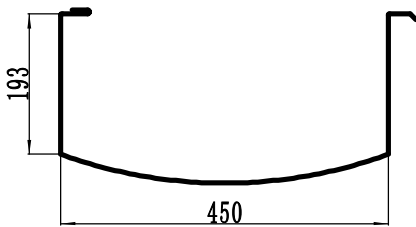


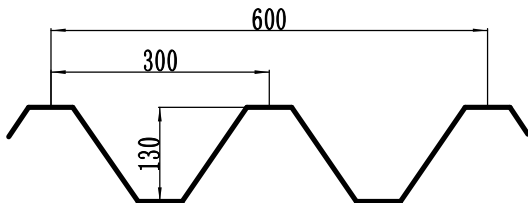
大跨度屋面板



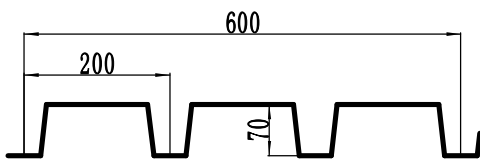
压型钢板型号 TYPE	V-610	用途 APPLICATION
有效覆盖宽度 (mm) EFFECT WIDTH	610	无梁式拱形大跨度屋面板 THE NON-BEAM ARCH BIG SPAN ROOF BOARDING
展开宽度 (mm) FEEDING WIDTH	914	
板厚 (mm) THICKNESS	0.5-1.0	



压型钢板型号 TYPE	YX193-450	用途 APPLICATION
有效覆盖宽度 (mm) EFFECT WIDTH	450	无梁式拱形中跨度屋面板 THE NON-BEAM ARCH MIDDLE SPAN ROOF BOARDING
展开宽度 (mm) FEEDING WIDTH	914	
板厚 (mm) THICKNESS	0.5-1.0	



压型钢板型号 TYPE	YX130-300-600			用途 APPLICATION
有效覆盖宽度 (mm) EFFECT WIDTH	600			
展开宽度 (mm) FEEDING WIDTH	1000			大跨度屋面板 THE BIG SPAN ROOF BOARDING
板厚 (mm) THICKNESS	0.6	0.8	1	
截面惯性矩 (cm ⁴ /m) SECTION INERTIA	206.99	275.99	358.09	
截面抵抗矩 (cm ³ /m) SECTION RESISTANC	31.13	41.5	52.75	



压型钢板型号 TYPE	YX70-200-600			用途 APPLICATION
有效覆盖宽度 (mm) EFFECT WIDTH	600			
展开宽度 (mm) FEEDING WIDTH	1000			大跨度屋面板 THE BIG SPAN ROOF BOARDING
板厚 (mm) THICKNESS	0.6	0.8	1	
截面惯性矩 (cm ⁴ /m) SECTION INERTIA	71.16	94.74	123.26	
截面抵抗矩 (cm ³ /m) SECTION RESISTANC	16.19	21.61	27.28	