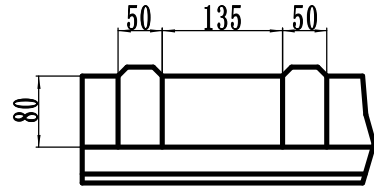
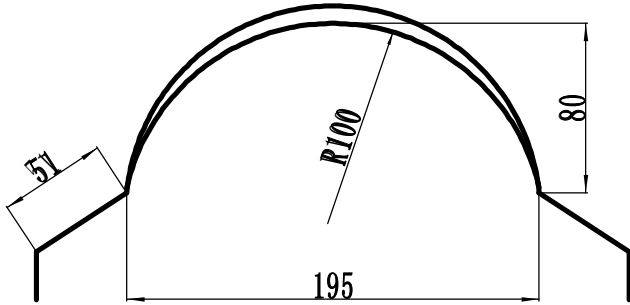
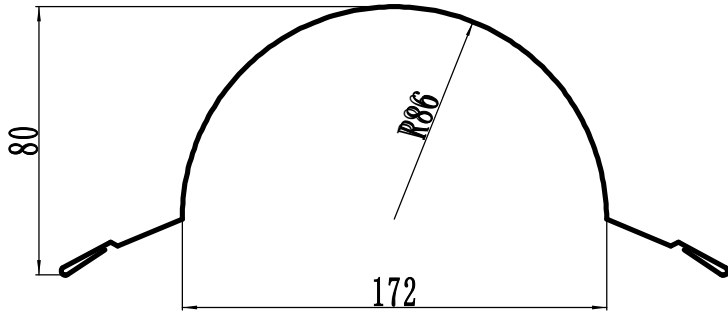


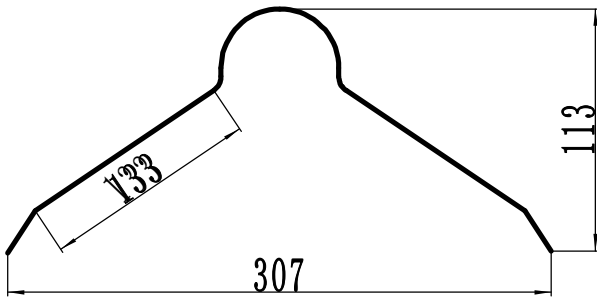
屋脊瓦板型



压型钢板型号 TYPE	R100*80	顶部是否压筋
展开宽度 (mm) FEEDING WIDTH	397	是 Rib On Top
板厚 (mm) THICKNESS	0.4-0.6	

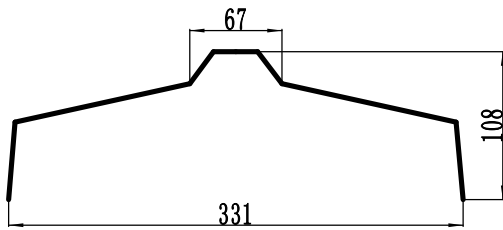


压型钢板型号 TYPE	R86*80	顶部是否压筋
展开宽度 (mm) FEEDING WIDTH	310	是 Rib On Top
板厚 (mm) THICKNESS	0.4-0.6	

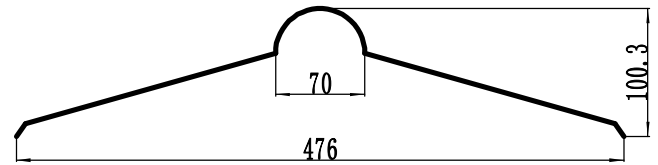


压型钢板型号 TYPE	YX113	顶部是否压筋
展开宽度 (mm) FEEDING WIDTH	396	否 No Rib
板厚 (mm) THICKNESS	0.4-0.6	

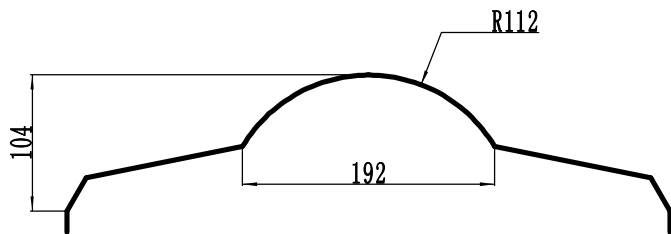
屋脊瓦板型



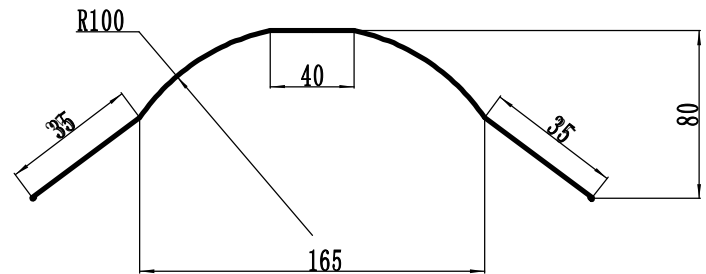
压型钢板型号 TYPE	YX108	顶部是否压筋
展开宽度 (mm) FEEDING WIDTH	420	
板厚 (mm) THICKNESS	0.4-0.6	否 No Rib



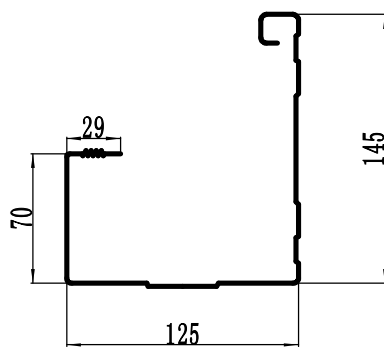
压型钢板型号 TYPE	YX100.3	顶部是否压筋
展开宽度 (mm) FEEDING WIDTH	520	
板厚 (mm) THICKNESS	0.4-0.6	否 No Rib



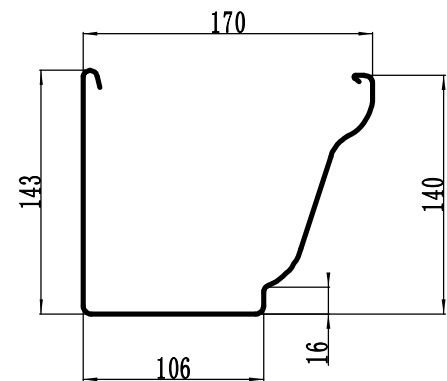
压型钢板型号 TYPE	R112*104	顶部是否压筋
展开宽度 (mm) FEEDING WIDTH	395	
板厚 (mm) THICKNESS	0.4-0.6	是 Rib On Top



压型钢板型号 TYPE	R100*80*165	顶部是否压筋
展开宽度 (mm) FEEDING WIDTH	310	
板厚 (mm) THICKNESS	0.4-0.6	是 Rib On Top



压型钢板型号 TYPE	YX145	
展开宽度 (mm) FEEDING WIDTH	390	
板厚 (mm) THICKNESS	0.4	



压型钢板型号 TYPE	YX140	
展开宽度 (mm) FEEDING WIDTH	442	
板厚 (mm) THICKNESS	0.4	