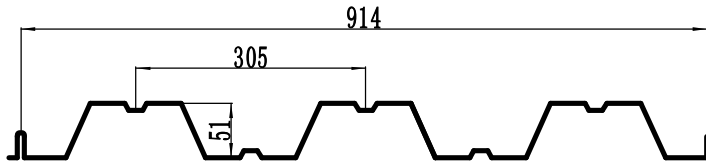
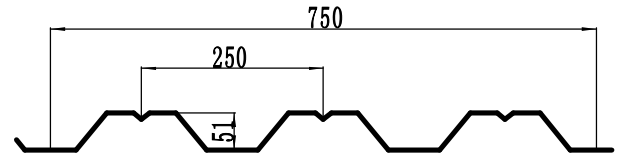


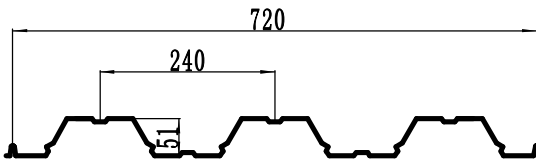
# 楼面钢承板



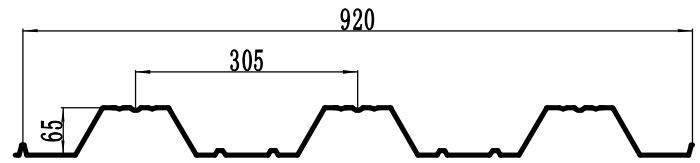
压型钢板型号 TYPE	YX51-305-914				用途 APPLICATION
有效覆盖宽度 (mm) EFFECT WIDTH	914				
展开宽度 (mm) FEEDING WIDTH	1180				
板厚 (mm) THICKNESS	0.8	1	1.2		楼面钢承板 FLOOR DECKING PROFILE
截面惯性矩 (cm <sup>4</sup> /m) SECTION INERTIA	91.62	119.38	142.01		
截面抵抗矩 (cm <sup>3</sup> /m) SECTION RESISTANC	23.46	30.61	36.98		



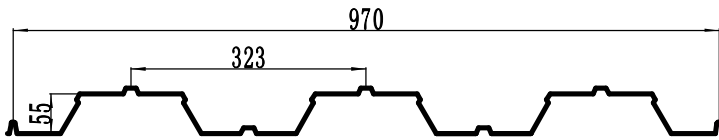
压型钢板型号 TYPE	GL-I (YX51-250-750)			用途 APPLICATION
有效覆盖宽度 (mm) EFFECT WIDTH	750			
展开宽度 (mm) FEEDING WIDTH	1000			
板厚 (mm) THICKNESS	0.8	1	1.2	楼面钢承板 FLOOR DECKING PROFILE
截面惯性矩 (cm <sup>4</sup> /m) SECTION INERTIA	44.87	54.81	64.88	
截面抵抗矩 (cm <sup>3</sup> /m) SECTION RESISTANC	13.78	17.62	22.5	



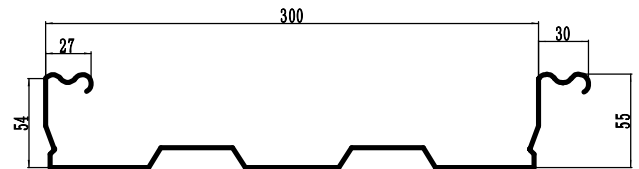
压型钢板型号 TYPE	GL-I (YX51-240-720)			用途 APPLICATION
有效覆盖宽度 (mm) EFFECT WIDTH	720			
展开宽度 (mm) FEEDING WIDTH	1000			
板厚 (mm) THICKNESS	0.8	1	1.2	楼面钢承板 FLOOR DECKING PROFILE
截面惯性矩 (cm <sup>4</sup> /m) SECTION INERTIA	52.8	64.55	76.38	
截面抵抗矩 (cm <sup>3</sup> /m) SECTION RESISTANC	16.45	20.69	26.39	



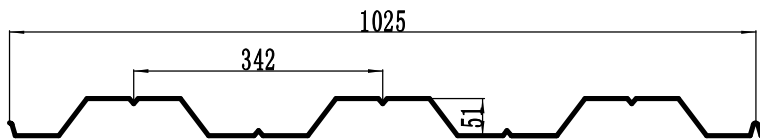
压型钢板型号 TYPE	YX65-305-920			用途 APPLICATION
有效覆盖宽度 (mm) EFFECT WIDTH	920			
展开宽度 (mm) FEEDING WIDTH	1220			
板厚 (mm) THICKNESS	1	1.2	1.5	楼面钢承板 FLOOR DECKING PROFILE
截面惯性矩 (cm <sup>4</sup> /m) SECTION INERTIA	91.813	110.18	137.75	
截面抵抗矩 (cm <sup>3</sup> /m) SECTION RESISTANC	30.649	36.659	45.601	



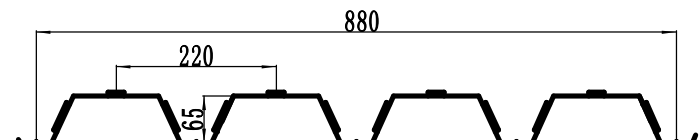
压型钢板型号 TYPE	YX55-323-970			用途 APPLICATION
有效覆盖宽度 (mm) EFFECT WIDTH	970			
展开宽度 (mm) FEEDING WIDTH	1250			
板厚 (mm) THICKNESS	0.8	1	1.2	楼面钢承板 FLOOR DECKING PROFILE
截面惯性矩 (cm <sup>4</sup> /m) SECTION INERTIA	60.834	76.047	91.263	
截面抵抗矩 (cm <sup>3</sup> /m) SECTION RESISTANC	21.54	26.831	32.087	



压型钢板型号 TYPE	YX55-300			用途 APPLICATION
有效覆盖宽度 (mm) EFFECT WIDTH	300			
展开宽度 (mm) FEEDING WIDTH	500			
板厚 (mm) THICKNESS	0.8	1	1.2	楼面钢承板 FLOOR DECKING PROFILE
截面惯性矩 (cm <sup>4</sup> /m) SECTION INERTIA	21.16	24.7	28.39	
截面抵抗矩 (cm <sup>3</sup> /m) SECTION RESISTANC	10.8	12.48	14.2	

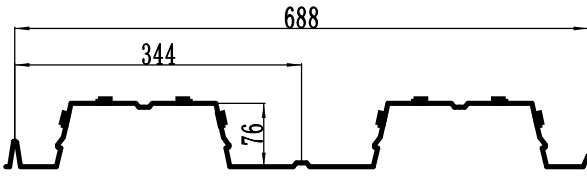


压型钢板型号 TYPE	YX51-342-1025				用途 APPLICATION
有效覆盖宽度 (mm) EFFECT WIDTH	1025				
展开宽度 (mm) FEEDING WIDTH	1250				
板厚 (mm) THICKNESS	0.7	0.8	1	1.2	楼面钢承板 FLOOR DECKING PROFILE
截面惯性矩 (cm <sup>4</sup> /m) SECTION INERTIA	43.077	49.233	61.546	73.862	
截面抵抗矩 (cm <sup>3</sup> /m) SECTION RESISTANC	17.017	19.411	24.17	28.893	

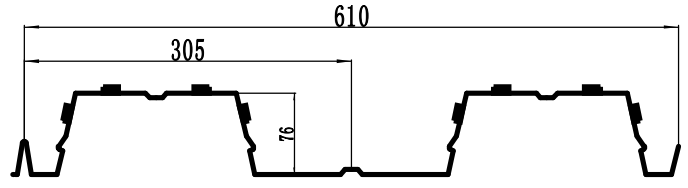


压型钢板型号 TYPE	YX65-220-880			用途 APPLICATION
有效覆盖宽度 (mm) EFFECT WIDTH	880			
展开宽度 (mm) FEEDING WIDTH	1250			
板厚 (mm) THICKNESS	0.8	1	1.2	楼面钢承板 FLOOR DECKING PROFILE
截面惯性矩 (cm <sup>4</sup> /m) SECTION INERTIA	71.41	89.27	107.13	
截面抵抗矩 (cm <sup>3</sup> /m) SECTION RESISTANC	24.37	30.36	36.31	

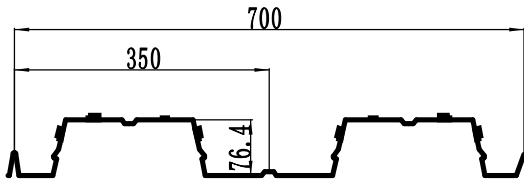
# 楼承板



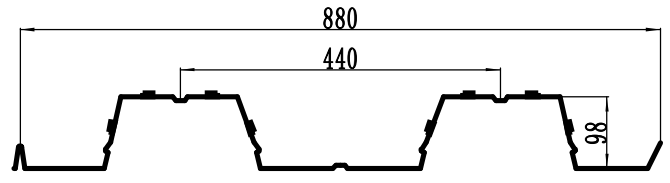
压型钢板型号TYPE	GL-II (YX76-344-688)			用途
有效覆盖宽度 (mm) EFFECT WIDTH	688			APPLICATION
展开宽度 (mm) FEEDING WIDTH	1000			楼面钢承板 FLOOR DECKING PROFILE
板厚 (mm) THICKNESS	0.8	1.0	1.2	
截面惯性矩 (cm <sup>4</sup> /m) SECTION INERTIA	91.62	119.38	142.01	
截面抵抗矩 (cm <sup>3</sup> /m) SECTION RESISTANC	23.46	30.58	36.98	



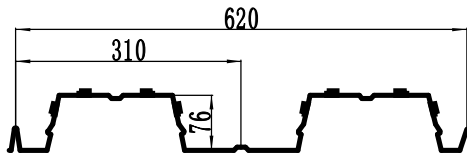
压型钢板型号TYPE	GL-II (YX76-305-610)			用途
有效覆盖宽度 (mm) EFFECT WIDTH	610			APPLICATION
展开宽度 (mm) FEEDING WIDTH	914			楼面钢承板 FLOOR DECKING PROFILE
板厚 (mm) THICKNESS	0.8	1.0	1.2	
截面惯性矩 (cm <sup>4</sup> /m) SECTION INERTIA	90.98	119.2	142.1	
截面抵抗矩 (cm <sup>3</sup> /m) SECTION RESISTANC	23.93	30.58	36.89	



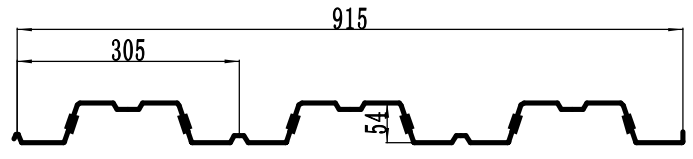
压型钢板型号TYPE	GL-II (YX76.4-350-700)			用途
有效覆盖宽度 (mm) EFFECT WIDTH	700			APPLICATION
展开宽度 (mm) FEEDING WIDTH	1000			楼面钢承板 FLOOR DECKING PROFILE
板厚 (mm) THICKNESS	0.8	1.0	1.2	
截面惯性矩 (cm <sup>4</sup> /m) SECTION INERTIA	90.52	118.88	141.71	
截面抵抗矩 (cm <sup>3</sup> /m) SECTION RESISTANC	23.69	30.13	36.66	



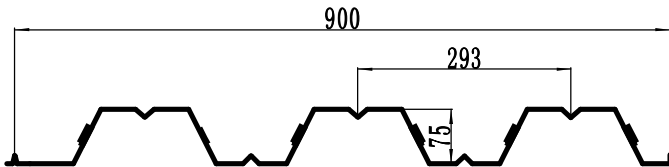
压型钢板型号TYPE	YX98-440-880			用途
有效覆盖宽度 (mm) EFFECT WIDTH	880			APPLICATION
展开宽度 (mm) FEEDING WIDTH	1220			楼面钢承板 FLOOR DECKING PROFILE
板厚 (mm) THICKNESS	0.8	1.0	1.2	
截面惯性矩 (cm <sup>4</sup> /m) SECTION INERTIA	169.52	211.91	254.3	
截面抵抗矩 (cm <sup>3</sup> /m) SECTION RESISTANC	35.78	44.634	53.45	



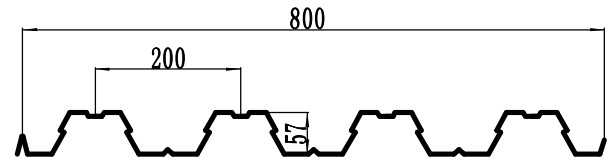
压型钢板型号TYPE	GL-II (YX76-310-620)			用途
有效覆盖宽度 (mm) EFFECT WIDTH	620			APPLICATION
展开宽度 (mm) FEEDING WIDTH	1000			楼面钢承板 FLOOR DECKING PROFILE
板厚 (mm) THICKNESS	0.8	1.0	1.2	
截面惯性矩 (cm <sup>4</sup> /m) SECTION INERTIA	90.83	119.13	142.04	
截面抵抗矩 (cm <sup>3</sup> /m) SECTION RESISTANC	23.82	30.49	36.81	



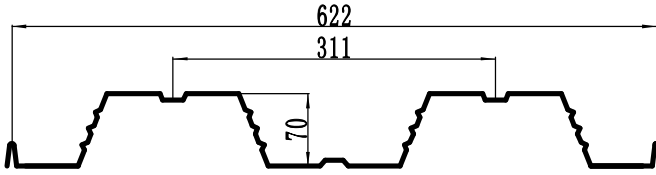
压型钢板型号TYPE	YX-54-305-915				用途
有效覆盖宽度 (mm) EFFECT WIDTH	915				APPLICATION
展开宽度 (mm) FEEDING WIDTH	1180				楼面钢承板 FLOOR DECKING PROFILE
板厚 (mm) THICKNESS	0.7	0.8	1.0	1.2	
截面惯性矩 (cm <sup>4</sup> /m) SECTION INERTIA	43.658	49.897	62.376	74.858	
截面抵抗矩 (cm <sup>3</sup> /m) SECTION RESISTANC	16.356	18.658	12.376	27.783	



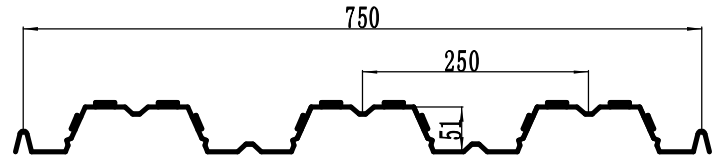
压型钢板型号TYPE	YX75-293-900			用途
有效覆盖宽度 (mm) EFFECT WIDTH	900			APPLICATION
展开宽度 (mm) FEEDING WIDTH	1250			楼面钢承板 FLOOR DECKING PROFILE
板厚 (mm) THICKNESS	0.8-1.2			



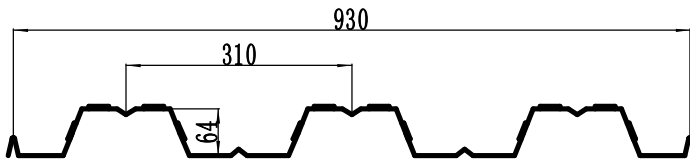
压型钢板型号TYPE	YX57-200-800			用途
有效覆盖宽度 (mm) EFFECT WIDTH	800			APPLICATION
展开宽度 (mm) FEEDING WIDTH	1250			楼面钢承板 FLOOR DECKING PROFILE
板厚 (mm) THICKNESS	1.0-1.5			



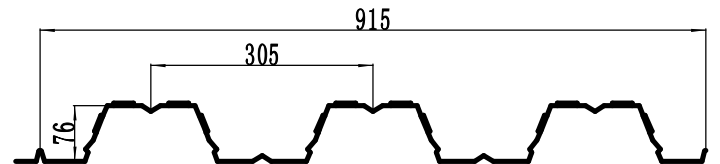
压型钢板型号 TYPE	YX70-622	用途 APPLICATION
有效覆盖宽度 (mm) EFFECT WIDTH	622	
展开宽度 (mm) FEEDING WIDTH	862	楼面钢承板 FLOOR DECKING PROFILE
板厚 (mm) THICKNESS	0.8-1.2	



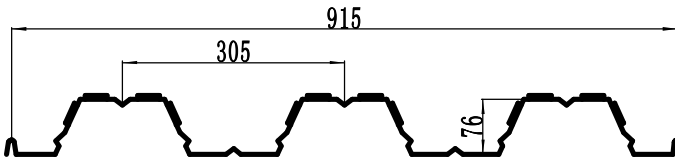
压型钢板型号 TYPE	YX51-250-750B	用途 APPLICATION
有效覆盖宽度 (mm) EFFECT WIDTH	750	
展开宽度 (mm) FEEDING WIDTH	1230	楼面钢承板 FLOOR DECKING PROFILE
板厚 (mm) THICKNESS	0.8-1.2	



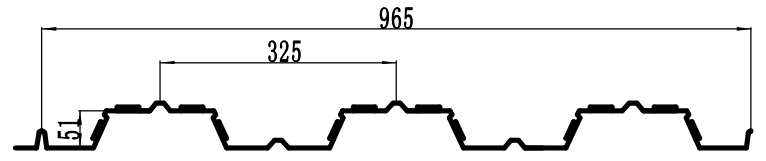
压型钢板型号 TYPE	YX64-310-930				用途 APPLICATION
有效覆盖宽度 (mm) EFFECT WIDTH	930				
展开宽度 (mm) FEEDING WIDTH	1219/1235				楼面钢承板 FLOOR DECKING PROFILE
板厚 (mm) THICKNESS	0.8	1	1.2	1.4	
截面惯性矩 (cm <sup>4</sup> /m) SECTION INERTIA	71.88	89.86	107.84	125.9	
截面抵抗矩 (cm <sup>3</sup> /m) SECTION RESISTANC	25.1	31.26	37.39	43.47	



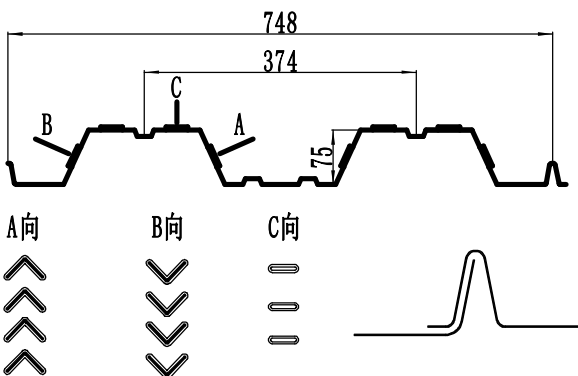
压型钢板型号 TYPE	YX76-305-915				用途 APPLICATION
有效覆盖宽度 (mm) EFFECT WIDTH	915				
展开宽度 (mm) FEEDING WIDTH	1270				楼面钢承板 FLOOR DECKING PROFILE
板厚 (mm) THICKNESS	0.7	0.8	1	1.2	
截面惯性矩 (cm <sup>4</sup> /m) SECTION INERTIA	86.696	99.083	128.86	148.64	
截面抵抗矩 (cm <sup>3</sup> /m) SECTION RESISTANC	23.588	26.921	33.562	40.168	



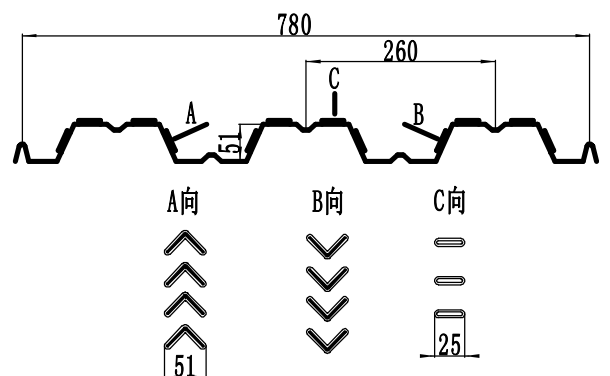
压型钢板型号 TYPE	YX76-305-915			用途 APPLICATION
有效覆盖宽度 (mm) EFFECT WIDTH	915			
展开宽度 (mm) FEEDING WIDTH	1250			楼面钢承板 FLOOR DECKING PROFILE
板厚 (mm) THICKNESS	0.8	1	1.2	
截面惯性矩 (cm <sup>4</sup> /m) SECTION INERTIA	91.362	114.21	137.06	
截面抵抗矩 (cm <sup>3</sup> /m) SECTION RESISTANC	24.848	30.977	37.074	



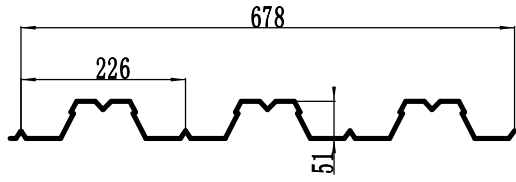
压型钢板型号 TYPE	YX51-325-965			用途 APPLICATION
有效覆盖宽度 (mm) EFFECT WIDTH	965			
展开宽度 (mm) FEEDING WIDTH	1219			楼面钢承板 FLOOR DECKING PROFILE
板厚 (mm) THICKNESS	0.8	1	1.2	
截面惯性矩 (cm <sup>4</sup> /m) SECTION INERTIA	52.916	66.203	79.45	
截面抵抗矩 (cm <sup>3</sup> /m) SECTION RESISTANC	20.557	25.599	30.603	



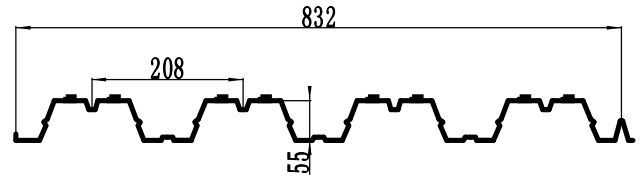
压型钢板型号 TYPE	YX75-374-748	用途 APPLICATION
有效覆盖宽度 (mm) EFFECT WIDTH	748	
展开宽度 (mm) FEEDING WIDTH	1000	楼面钢承板 FLOOR DECKING PROFILE
板厚 (mm) THICKNESS	0.8-1.2	



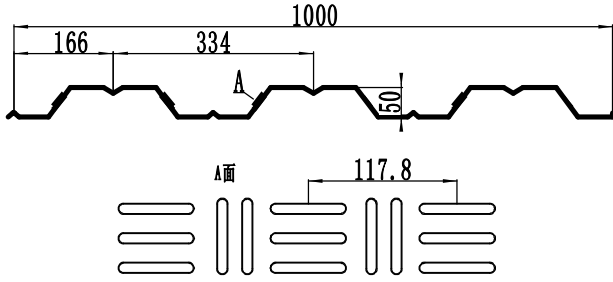
压型钢板型号 TYPE	YX51-260-780	用途 APPLICATION
有效覆盖宽度 (mm) EFFECT WIDTH	780	
展开宽度 (mm) FEEDING WIDTH	1000	楼面钢承板 FLOOR DECKING PROFILE
板厚 (mm) THICKNESS	0.8-1.2	



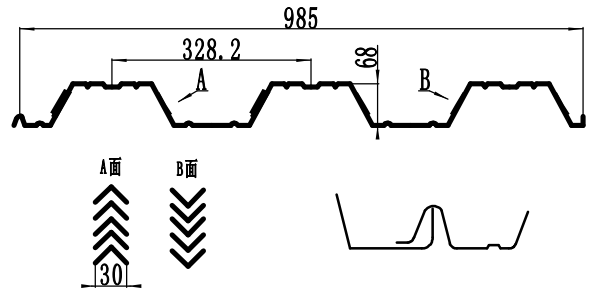
压型钢板型号TYPE	GL-I (YX51-226-678)			用途 APPLICATION
有效覆盖宽度 (mm) EFFECT WIDTH	678			楼面钢承板 FLOOR DECKING PROFILE
展开宽度 (mm) FEEDING WIDTH	1000			
板厚 (mm) THICKNESS	0.8	1.0	1.2	
截面惯性矩 (cm <sup>4</sup> /m) SECTION INERTIA	52.8	64.55	76.38	
截面抵抗矩 (cm <sup>3</sup> /m) SECTION RESISTANC	16.45	20.69	26.39	



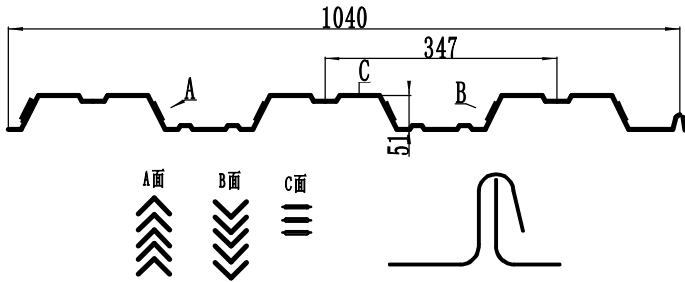
压型钢板型号TYPE	YX55-208-832			用途 APPLICATION
有效覆盖宽度 (mm) EFFECT WIDTH	832			楼面钢承板 FLOOR DECKING PROFILE
展开宽度 (mm) FEEDING WIDTH	1200			
板厚 (mm) THICKNESS	0.8	1.0	1.2	
截面惯性矩 (cm <sup>4</sup> /m) SECTION INERTIA	58.8	73.5	88.21	
截面抵抗矩 (cm <sup>3</sup> /m) SECTION RESISTANC	21.99	27.39	32.75	



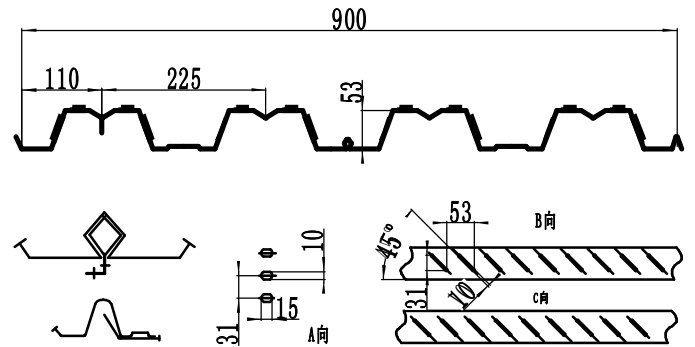
压型钢板型号TYPE	YX50-334-1000			用途 APPLICATION
有效覆盖宽度 (mm) EFFECT WIDTH	1000			楼面钢承板 FLOOR DECKING PROFILE
展开宽度 (mm) FEEDING WIDTH	1219			
板厚 (mm) THICKNESS	0.8-1.2			



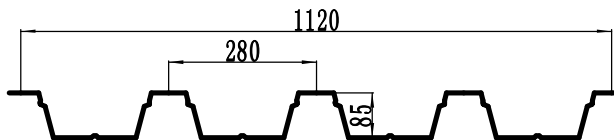
压型钢板型号TYPE	YX68-328.2-985			用途 APPLICATION
有效覆盖宽度 (mm) EFFECT WIDTH	985			楼面钢承板 FLOOR DECKING PROFILE
展开宽度 (mm) FEEDING WIDTH	1250			
板厚 (mm) THICKNESS	0.8-1.2			



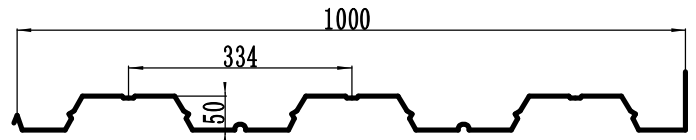
压型钢板型号TYPE	YX51-347-1040			用途 APPLICATION
有效覆盖宽度 (mm) EFFECT WIDTH	1040			楼面钢承板 FLOOR DECKING PROFILE
展开宽度 (mm) FEEDING WIDTH	1250			
板厚 (mm) THICKNESS	0.8-1.2			



压型钢板型号TYPE	有效覆盖宽度 (mm) EFFECT WIDTH	展开宽度 (mm) FEEDING WIDTH	板厚 (mm) THICKNESS	用途 APPLICATION
YX53-225-900	900	1250	0.5-0.8	楼面钢承板 FLOOR DECKING PROFILE



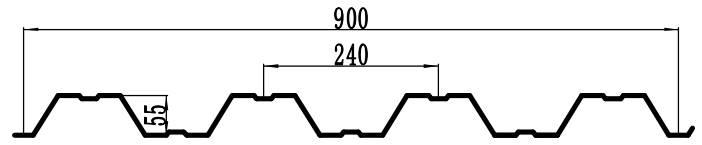
压型钢板型号TYPE	YX85-280-1120			用途 APPLICATION
有效覆盖宽度 (mm) EFFECT WIDTH	1120			楼面钢承板 FLOOR DECKING PROFILE
展开宽度 (mm) FEEDING WIDTH	1500			
板厚 (mm) THICKNESS	0.8-1.2			



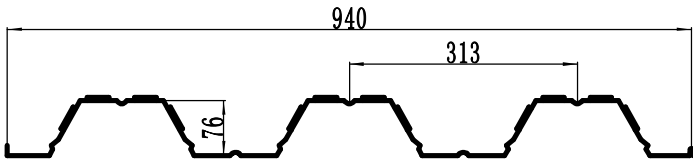
压型钢板型号TYPE	YX50-334-1000			用途 APPLICATION
有效覆盖宽度 (mm) EFFECT WIDTH	1000			楼面钢承板 FLOOR DECKING PROFILE
展开宽度 (mm) FEEDING WIDTH	1220			
板厚 (mm) THICKNESS	0.8-1.2			



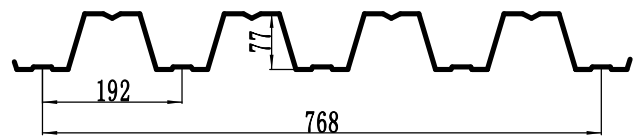
压型钢板型号 TYPE	YX35-115-731			用途 APPLICATION
有效覆盖宽度 (mm) EFFECT WIDTH	731			
展开宽度 (mm) FEEDING WIDTH	1000			楼面钢承板 FLOOR DECKING PROFILE
板厚 (mm) THICKNESS	0.8	1	1.2	
截面惯性矩 (cm <sup>4</sup> /m) SECTION INERTIA	18.81	23.51	29.9	
截面抵抗矩 (cm <sup>3</sup> /m) SECTION RESISTANC	10.12	12.39	14.86	



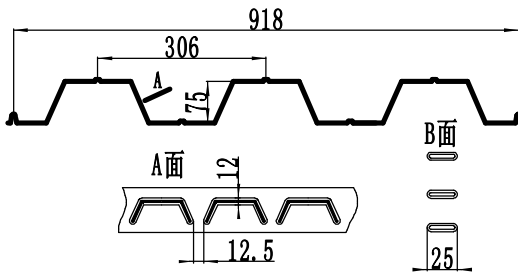
压型钢板型号 TYPE	YX55-240-900			用途 APPLICATION
有效覆盖宽度 (mm) EFFECT WIDTH	900			
展开宽度 (mm) FEEDING WIDTH	1230			楼面钢承板 FLOOR DECKING PROFILE
板厚 (mm) THICKNESS	0.8-1.2			



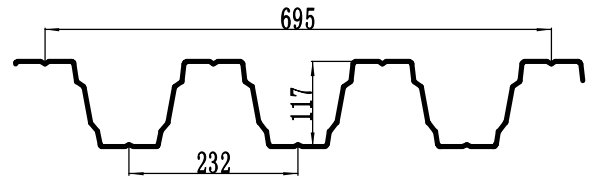
压型钢板型号 TYPE	YX76-313-940			用途 APPLICATION
有效覆盖宽度 (mm) EFFECT WIDTH	940			
展开宽度 (mm) FEEDING WIDTH	1250			楼面钢承板 FLOOR DECKING PROFILE
板厚 (mm) THICKNESS	0.8	1	1.2	
截面惯性矩 (cm <sup>4</sup> /m) SECTION INERTIA	46.04	57.555	69.072	
截面抵抗矩 (cm <sup>3</sup> /m) SECTION RESISTANC	17.52	21.819	26.086	



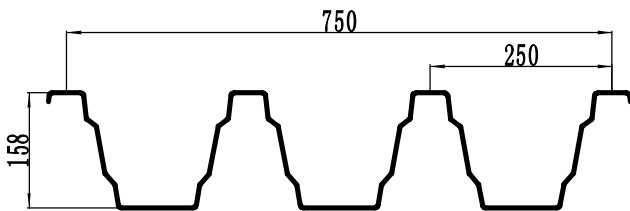
压型钢板型号 TYPE	YX77-192-768			用途 APPLICATION
有效覆盖宽度 (mm) EFFECT WIDTH	768			
展开宽度 (mm) FEEDING WIDTH	1250			楼面钢承板 FLOOR DECKING PROFILE
板厚 (mm) THICKNESS	0.8	1	1.2	
截面惯性矩 (cm <sup>4</sup> /m) SECTION INERTIA	95.31	119.14	142.98	
截面抵抗矩 (cm <sup>3</sup> /m) SECTION RESISTANC	25.32	31.57	37.78	



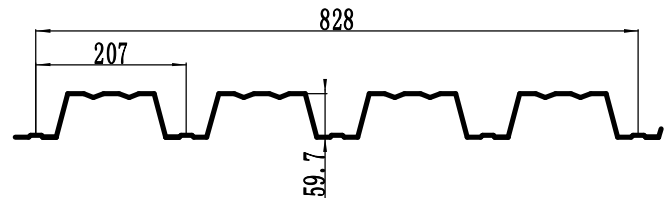
压型钢板型号 TYPE	YX75-306-918			用途 APPLICATION
有效覆盖宽度 (mm) EFFECT WIDTH	918			
展开宽度 (mm) FEEDING WIDTH	1250			楼面钢承板 FLOOR DECKING PROFILE
板厚 (mm) THICKNESS	0.8-1.2			



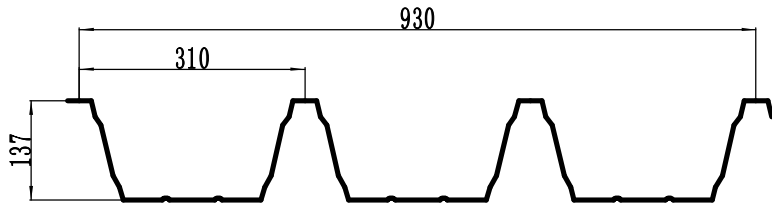
压型钢板型号 TYPE	YX117-232-695			用途 APPLICATION
有效覆盖宽度 (mm) EFFECT WIDTH	695			
展开宽度 (mm) FEEDING WIDTH	1250			楼面钢承板 FLOOR DECKING PROFILE
板厚 (mm) THICKNESS	0.8	1	1.2	
截面惯性矩 (cm <sup>4</sup> /m) SECTION INERTIA	196.71	245.89	294.08	
截面抵抗矩 (cm <sup>3</sup> /m) SECTION RESISTANC	121.27	153.32	183.94	



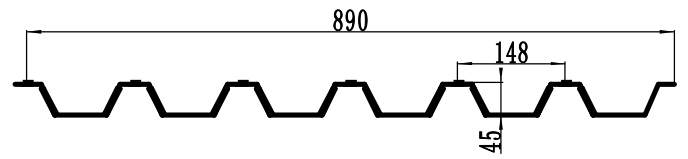
压型钢板型号 TYPE	YX158-250-750				用途 APPLICATION
有效覆盖宽度 (mm) EFFECT WIDTH	750				
展开宽度 (mm) FEEDING WIDTH	1518				楼面钢承板 FLOOR DECKING PROFILE
板厚 (mm) THICKNESS	0.7	0.8	1	1.2	
截面惯性矩 (cm <sup>4</sup> /m) SECTION INERTIA	355.74	406.56	508.21	609.86	
截面抵抗矩 (cm <sup>3</sup> /m) SECTION RESISTANC	138.05	157.75	197.14	236.51	



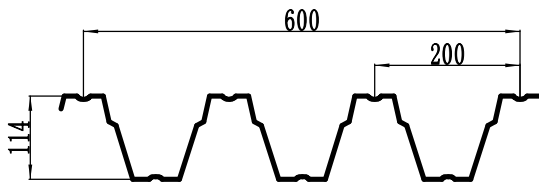
压型钢板型号 TYPE	YX59.7-207-828			用途 APPLICATION
有效覆盖宽度 (mm) EFFECT WIDTH	828			
展开宽度 (mm) FEEDING WIDTH	1220			楼面钢承板 FLOOR DECKING PROFILE
板厚 (mm) THICKNESS	0.8-1.2			



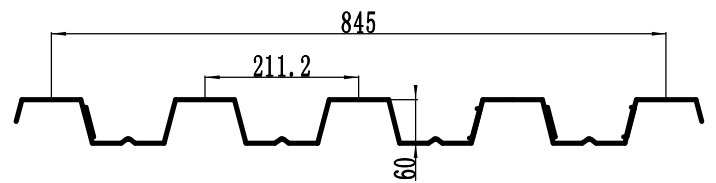
压型钢板型号TYPE	YX137-310-930			用途
有效覆盖宽度 (mm)EFFECT WIDTH	930			APPLICATION
展开宽度 (mm) FEEDING WIDTH	150			楼面钢承板 FLOOR DECKING PROFILE
板厚 (mm)THICKNESS	0.8	1.0	1.2	
截面惯性矩 (cm <sup>4</sup> /m)SECTION INERTIA	318.92	398.65	478.4	
截面抵抗矩 (cm <sup>3</sup> /m)SECTION RESISTANC	196.21	244.43	293.26	



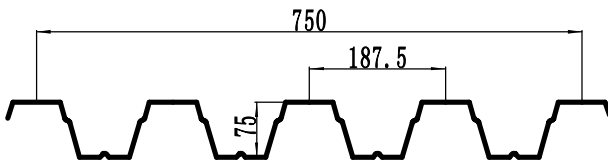
压型钢板型号TYPE	YX45-148-890		用途
有效覆盖宽度 (mm)EFFECT WIDTH	890		APPLICATION
展开宽度 (mm) FEEDING WIDTH	1219		楼面钢承板 FLOOR DECKING PROFILE
板厚 (mm)THICKNESS	0.6	0.8	
截面惯性矩 (cm <sup>4</sup> /m)SECTION INERTIA	26.347	35.664	
截面抵抗矩 (cm <sup>3</sup> /m)SECTION RESISTANC	12.784	17.864	



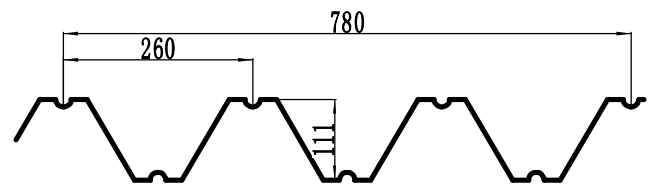
压型钢板型号TYPE	YX114-200-600		用途
有效覆盖宽度 (mm)EFFECT WIDTH	600		APPLICATION
展开宽度 (mm) FEEDING WIDTH	1280		楼面钢承板 FLOOR DECKING PROFILE
板厚 (mm)THICKNESS	0.8-1.2		



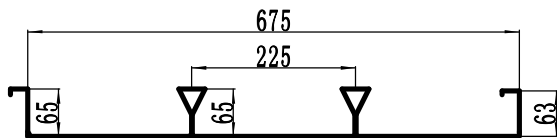
压型钢板型号TYPE	YX60-211.2-845		用途
有效覆盖宽度 (mm)EFFECT WIDTH	845		APPLICATION
展开宽度 (mm) FEEDING WIDTH	1250		楼面钢承板 FLOOR DECKING PROFILE
板厚 (mm)THICKNESS	0.8-1.2		



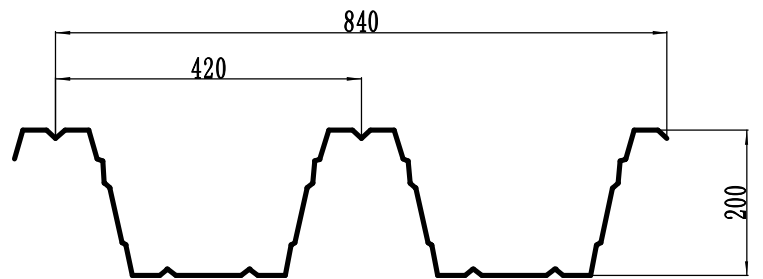
压型钢板型号TYPE	YX75-187.5-750		用途
有效覆盖宽度 (mm)EFFECT WIDTH	750		APPLICATION
展开宽度 (mm) FEEDING WIDTH	1250		楼面钢承板 FLOOR DECKING PROFILE
板厚 (mm)THICKNESS	0.8-1.2		



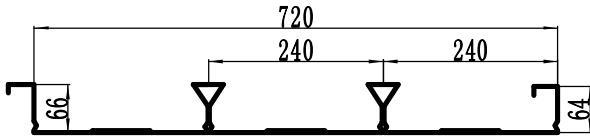
压型钢板型号TYPE	YX111-260-780		用途
有效覆盖宽度 (mm)EFFECT WIDTH	780		APPLICATION
展开宽度 (mm) FEEDING WIDTH	1250		楼面钢承板 FLOOR DECKING PROFILE
板厚 (mm)THICKNESS	0.8-1.2		



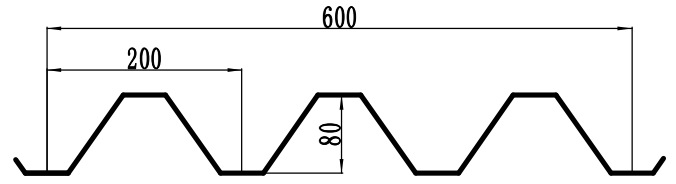
压型钢板型号 TYPE	YX65-225-675		用途
有效覆盖宽度 (mm) EFFECT WIDTH	675		APPLICATION
展开宽度 (mm) FEEDING WIDTH	1219		楼面钢承板 FLOOR DECKING PROFILE
板厚 (mm) THICKNESS	0.8-1.2		



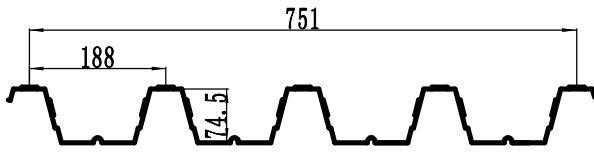
压型钢板型号 TYPE	YX200-420-840		用途
有效覆盖宽度 (mm) EFFECT WIDTH	840		APPLICATION
展开宽度 (mm) FEEDING WIDTH	1500		楼面钢承板 FLOOR DECKING PROFILE
板厚 (mm) THICKNESS	0.8-1.2		



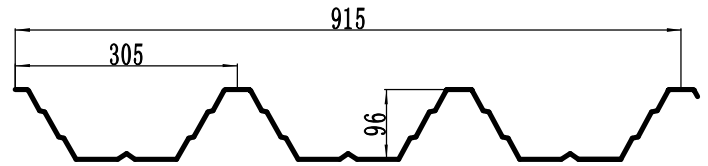
压型钢板型号 TYPE	YX66-240-720	用途 APPLICATION
有效覆盖宽度 (mm) EFFECT WIDTH	720	楼面钢承板 FLOOR DECKING PROFILE
展开宽度 (mm) FEEDING WIDTH	1250	
板厚 (mm) THICKNESS	0.8-1.2	



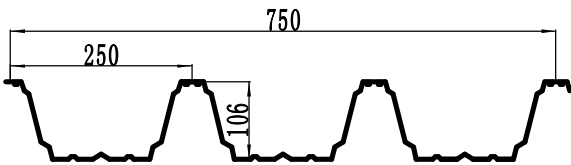
压型钢板型号 TYPE	YX80-200-600	用途 APPLICATION
有效覆盖宽度 (mm) EFFECT WIDTH	600	楼面钢承板 FLOOR DECKING PROFILE
展开宽度 (mm) FEEDING WIDTH	914	
板厚 (mm) THICKNESS	0.8-1.2	



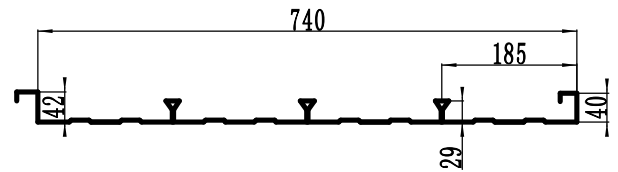
压型钢板型号 TYPE	YX74.5-188-751	用途 APPLICATION
有效覆盖宽度 (mm) EFFECT WIDTH	751	楼面钢承板 FLOOR DECKING PROFILE
展开宽度 (mm) FEEDING WIDTH	1250	
板厚 (mm) THICKNESS	0.8-1.2	



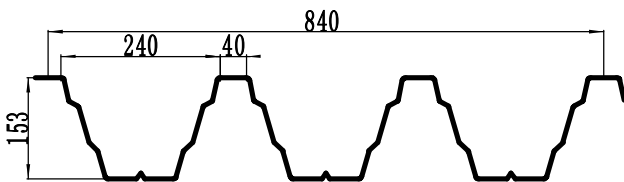
压型钢板型号 TYPE	YX96-305-915	用途 APPLICATION
有效覆盖宽度 (mm) EFFECT WIDTH	915	楼面钢承板 FLOOR DECKING PROFILE
展开宽度 (mm) FEEDING WIDTH	1250	
板厚 (mm) THICKNESS	0.8-1.2	



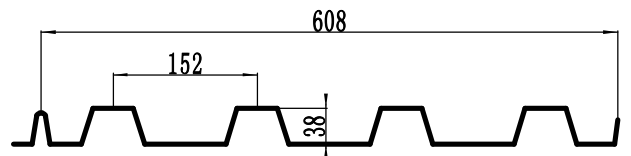
压型钢板型号 TYPE	YX106-250-750	用途 APPLICATION
有效覆盖宽度 (mm) EFFECT WIDTH	750	楼面钢承板 FLOOR DECKING PROFILE
展开宽度 (mm) FEEDING WIDTH	1230	
板厚 (mm) THICKNESS	0.8-1.2	



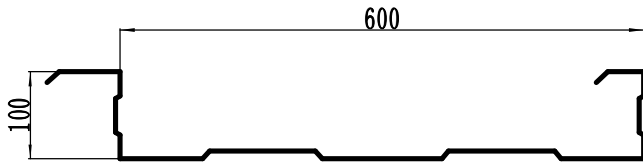
压型钢板型号 TYPE	YX40-185-740	用途 APPLICATION
有效覆盖宽度 (mm) EFFECT WIDTH	740	楼面钢承板 FLOOR DECKING PROFILE
展开宽度 (mm) FEEDING WIDTH	1220	
板厚 (mm) THICKNESS	0.8-1.2	



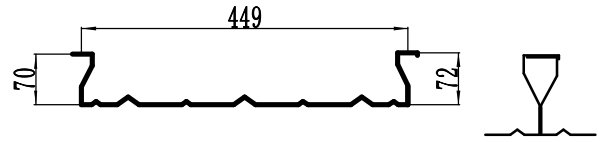
压型钢板型号 TYPE	有效覆盖宽度 EFFECT WIDTH	展开宽度 (mm) FEEDING WIDTH	板厚 (mm) THICKNESS	用途 APPLICATION
YX153-240-840	840	1500	0.8-1.2	楼面钢承板 FLOOR DECKING PROFILE



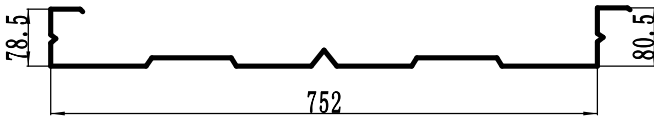
压型钢板型号 TYPE	YX38-152-608			用途 APPLICATION
有效覆盖宽度 (mm) EFFECT WIDTH	608			
展开宽度 (mm) FEEDING WIDTH	914			楼面钢承板 FLOOR DECKING PROFILE
板厚 (mm) THICKNESS	0.8	1	1.2	
截面惯性矩 (cm <sup>4</sup> /m) SECTION INERTIA	51.17	66.7	84.84	
截面抵抗矩 (cm <sup>3</sup> /m) SECTION RESISTANC	11.28	14.22	17.03	



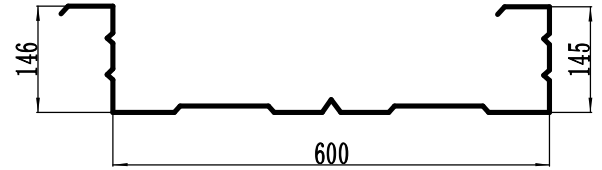
压型钢板型号 TYPE	YX100-600	用途 APPLICATION
有效覆盖宽度 (mm) EFFECT WIDTH	600	
展开宽度 (mm) FEEDING WIDTH	900	
板厚 (mm) THICKNESS	0.8-1.2	



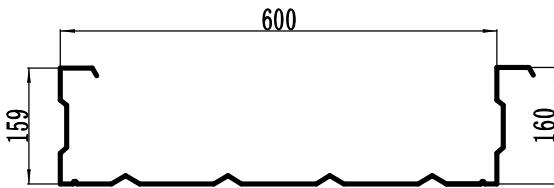
压型钢板型号 TYPE	YX72-449	用途 APPLICATION
有效覆盖宽度 (mm) EFFECT WIDTH	449	
展开宽度 (mm) FEEDING WIDTH	650	
板厚 (mm) THICKNESS	0.8-1.2	



压型钢板型号 TYPE	WB-752	用途 APPLICATION
有效覆盖宽度 (mm) EFFECT WIDTH	752	墙面保温板 WALL HEAT-PRESERVING PANEL
展开宽度 (mm) FEEDING WIDTH	1000	
板厚 (mm) THICKNESS	0.5-1.0	



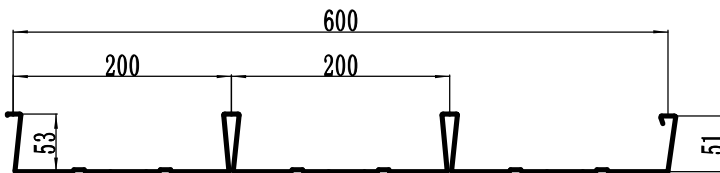
压型钢板型号 TYPE	WB-600	用途 APPLICATION
有效覆盖宽度 (mm) EFFECT WIDTH	600	
展开宽度 (mm) FEEDING WIDTH	1000	
板厚 (mm) THICKNESS	0.5-1.0	



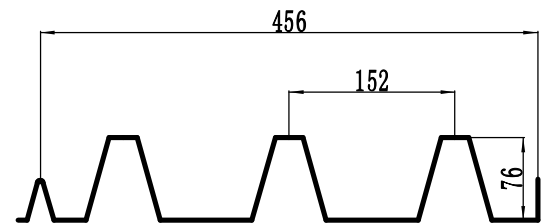
压型钢板型号 TYPE	YX160-600	用途 APPLICATION
有效覆盖宽度 (mm) EFFECT WIDTH	600	
展开宽度 (mm) FEEDING WIDTH	1025	
板厚 (mm) THICKNESS	0.8-1.2	



压型钢板型号 TYPE	YX92-500	用途 APPLICATION
有效覆盖宽度 (mm) EFFECT WIDTH	500	
展开宽度 (mm) FEEDING WIDTH	745	
板厚 (mm) THICKNESS	0.8-1.2	

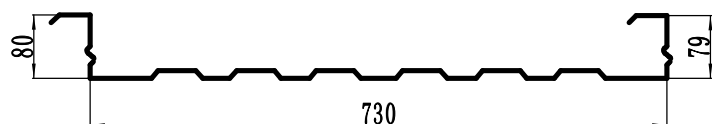


压型钢板型号 TYPE	GL-III (YX53-200-600)	用途 APPLICATION
有效覆盖宽度 (mm) EFFECT WIDTH	600	楼面钢承板 FLOOR DECKING PROFILE
展开宽度 (mm) FEEDING WIDTH	1000	
板厚 (mm) THICKNESS	0.8 1 1.2	
截面惯性矩 (cm <sup>4</sup> /m) SECTION INERTIA	49.72 61.36 72.51	
截面抵抗矩 (cm <sup>3</sup> /m) SECTION RESISTANC	16.11 20.17 25.86	



压型钢板型号 TYPE	YX76-152-456	用途 APPLICATION
有效覆盖宽度 (mm) EFFECT WIDTH	456	楼面钢承板 FLOOR DECKING PROFILE
展开宽度 (mm) FEEDING WIDTH	914	
板厚 (mm) THICKNESS	0.8 1 1.2	
截面惯性矩 (cm <sup>4</sup> /m) SECTION INERTIA	102.3 133.15 163.96	
截面抵抗矩 (cm <sup>3</sup> /m) SECTION RESISTANC	22.5 28.37 34.23	





压型钢板型号 TYPE	WB-730	用途 APPLICATION
有效覆盖宽度 (mm) EFFECT WIDTH	730	
展开宽度 (mm) FEEDING WIDTH	980	墙面保温板 WALL HEAT-PRESERVING PANEL
板厚 (mm) THICKNESS	0.5-1.0	