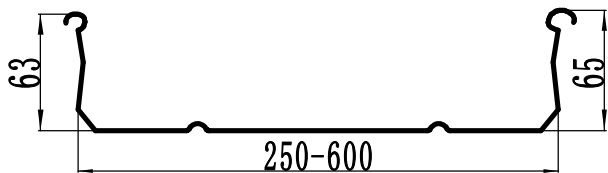


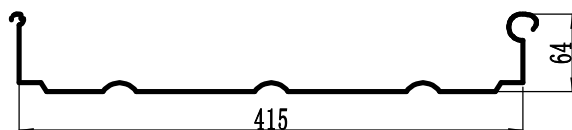
# 直立缝屋面板



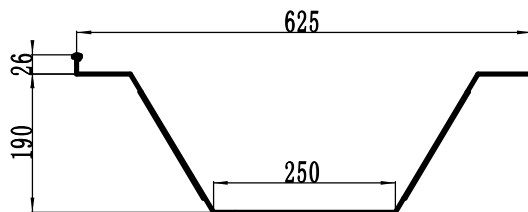
压型钢板型号 TYPE	YX65-250/600	用途 APPLICATION
有效覆盖宽度 (mm) EFFECT WIDTH	250/600	直立缝屋面板 STANDING SEAM ROOF PROFILE
展开宽度 (mm) FEEDING WIDTH	420/770	
板厚 (mm) THICKNESS	1.0	



压型钢板型号 TYPE	YX65-418	用途 APPLICATION
有效覆盖宽度 (mm) EFFECT WIDTH	418	直立缝屋面板 STANDING SEAM ROOF PROFILE
展开宽度 (mm) FEEDING WIDTH	600	
板厚 (mm) THICKNESS	0.6-1.0	



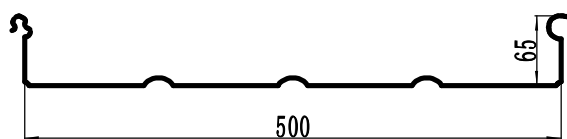
压型钢板型号 TYPE	YX64-415	用途 APPLICATION
有效覆盖宽度 (mm) EFFECT WIDTH	415	直立缝屋面板 STANDING SEAM ROOF PROFILE
展开宽度 (mm) FEEDING WIDTH	592	
板厚 (mm) THICKNESS	0.5-1.0	



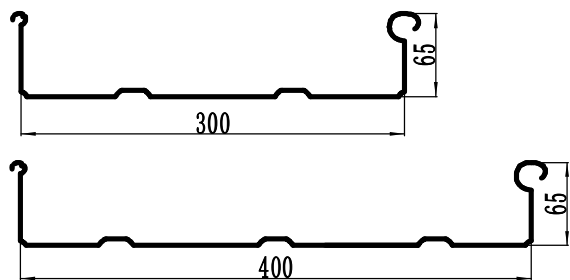
压型钢板型号 TYPE	YX190-625	用途 APPLICATION
有效覆盖宽度 (mm) EFFECT WIDTH	625	直立缝屋面板 STANDING SEAM ROOF PROFILE
展开宽度 (mm) FEEDING WIDTH	914	
板厚 (mm) THICKNESS	0.4-0.8	



压型钢板型号 TYPE	YX65.2-488	用途 APPLICATION
有效覆盖宽度 (mm) EFFECT WIDTH	488	直立缝屋面板 STANDING SEAM ROOF PROFILE
展开宽度 (mm) FEEDING WIDTH	605	
板厚 (mm) THICKNESS	0.4-0.6	



压型钢板型号 TYPE	YX65-500	用途 APPLICATION
有效覆盖宽度 (mm) EFFECT WIDTH	500	直立缝屋面板 STANDING SEAM ROOF PROFILE
展开宽度 (mm) FEEDING WIDTH	685	
板厚 (mm) THICKNESS	1.0	



压型钢板型号 TYPE	YX65-300/400	用途 APPLICATION
有效覆盖宽度 (mm) EFFECT WIDTH	300/400	直立缝屋面板 STANDING SEAM ROOF PROFILE
展开宽度 (mm) FEEDING WIDTH	476/578	
板厚 (mm) THICKNESS	0.4-0.6	

